

Imperial

# Pre-assembled

## Aluminum Railing



*Classica*  
PLUS

Stronger, more durable than wood & vinyl

Ideal on sundecks, porches, balconies, walkways & stairs



- Easy to Install
- No more painting
- Never Rusts

**Maintenance Free**

**Easy to Install**

**1 Install the posts**  
Fasten the posts to the desired locations following the installation instructions.

**2 Unfold the railing**

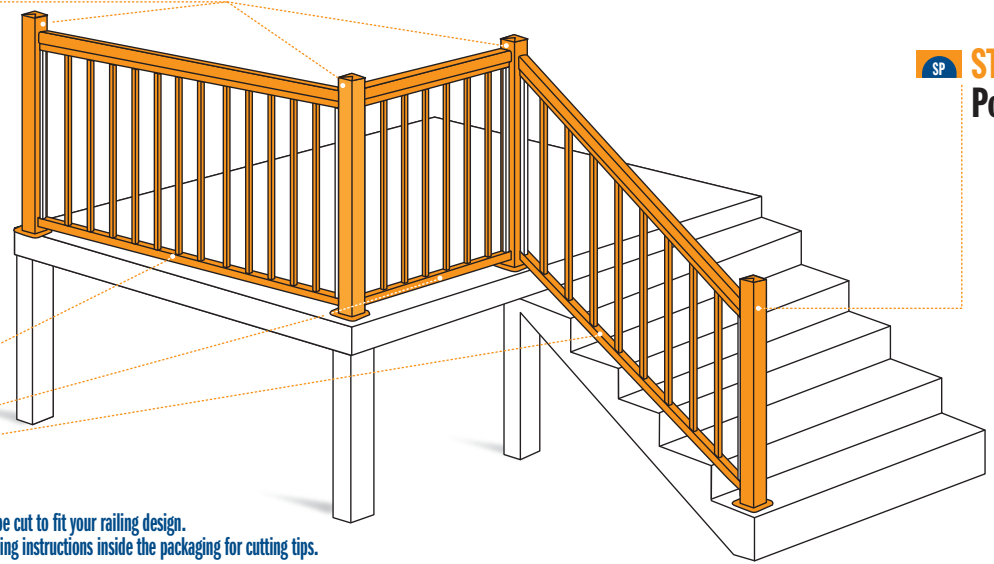
**3 Fasten the railing to the post**

**MP MOUNTING Posts**

**SP STAIR Posts**

**PA RAILING Sections**

**Note:**  
Railing may need to be cut to fit your railing design. Simply follow the railing instructions inside the packaging for cutting tips.



Select the **LENGTH** and the **HEIGHT** of the railing

**Heights**

36 in (91.44 cm)

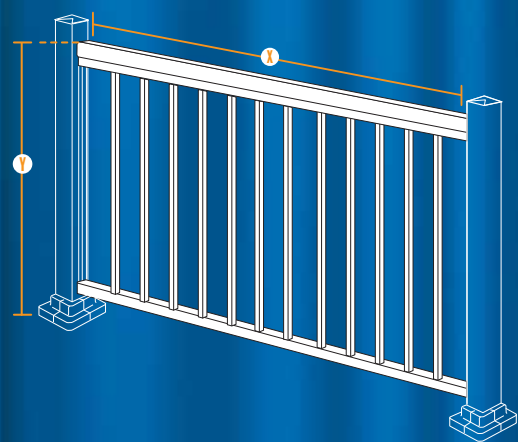
42 in (106.68 cm)

**Lengths**

45 in (114.30 cm)

59 in (149.86 cm)

72 in (182.88 cm)



**Post Heights**

36 in (91.44 cm)


42 in (106.68 cm)

**Post Dimensions**

3 in x 3 in (7.62 cm x 7.62 cm)

**Posts MOUNTING Posts**


- Uses**
- For flat surfaces
  - For the top of stairs



OR

**STAIR Posts**

- Uses**
- For the bottom of stairs



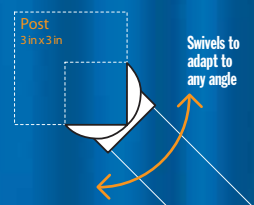
**Heights**

42 in (106.68 cm)

Can be cut for a 36 in high railing

**Angular ADAPTERS**

- Uses**
- For odd angles



# Classica PLUS

# How to select the required railing length

- Take the measurements of the total area
- Based on railing position, deduct or add the measurements indicated to obtain the length between the post (see drawings below)

## Project List

**36" Height**  
91.44 cm

**42" Height**  
106.68 cm

### Aluminum Components

### Quantity

Railing - 72" length

Railing - 59" length

Railing - 45" length

Mounting Post - 3" x 3"

Stair Post - 3" x 3"

Angular Adaptor

Mounting Spindles

See store for color selection

Additional accessories including **Gates**, **Handrails** and **Columns** are available and can be purchased separately to meet all your installation design requirements.

## Classica PLUS

## Service and Warranty

Only the original buyer will receive the Imperial Kool-Ray warranty starting from the date of purchase and covering the following points, providing proper use of the product:

20 years: Material and manufacturing defect\*

5 years: Paint finish\*

2 years: Plastic parts\*

\*For more warranty detail, log on to: [www.imperialgroup.ca](http://www.imperialgroup.ca)



**Imperial**  
Manufacturing Group™

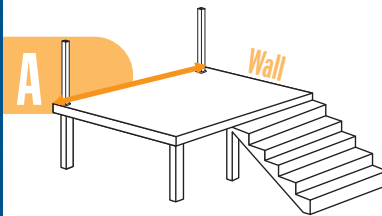
1 506 523-9117  
[www.imperialgroup.ca](http://www.imperialgroup.ca)

Richibucto, NB • Dieppe, NB • Dartmouth, NS  
Montreal, QC • Oakville, ON • Alton, IL

Printed in Canada

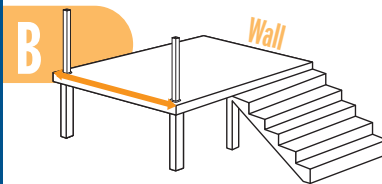
Item #: PPO544 Rev Date: 022808

## Applications for 3" x 3" Post



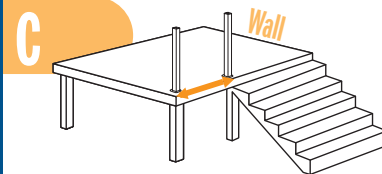
### Wall to corner

Deduct 10" (25.4 cm)  
If the railing is attached directly to the wall without a post, deduct 5.5" (14 cm)




### Corner to corner

Deduct 11" (28 cm)




### Corner to stairway

Deduct 3" (7.6 cm)



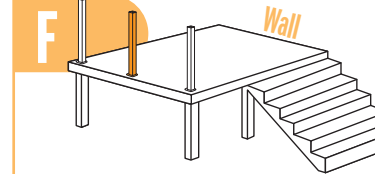
### Wall to stairway

Deduct 2" (5 cm)  
If the railing is attached directly to the wall without a post, add 2.5" (6.3 cm)



### Stairway

Take the diagonal measurements  
and add 4" (10.1 cm)



### Each middle post

Deduct 3" (7.6 cm)

CONSULT LOCAL BUILDING CODES BEFORE INSTALLING RAILING

## Project Planner

## Draw your project here

