

Imperial

NEW!

Pre-assembled

Aluminum Railing



Classica PLUS

Stronger, more durable than wood & vinyl

Ideal on sundecks, porches, balconies, walkways & stairs

- Easy to Install
- No more painting
- Never Rusts

Maintenance Free

Easy to Install

1 Install the posts

Fasten the posts to the desired locations following the installation instructions.

2 Unfold the railing

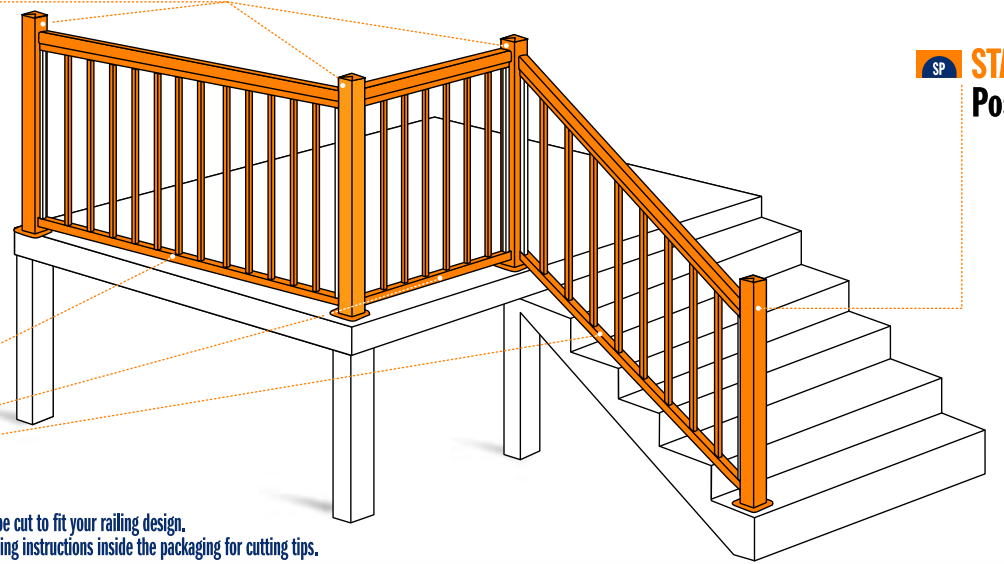
3 Fasten the railing to the post

MP MOUNTING Posts

SP STAIR Posts

PA RAILING Sections

Note: Railing may need to be cut to fit your railing design. Simply follow the railing instructions inside the packaging for cutting tips.



Select the LENGTH and the HEIGHT of the railing

1 Heights

36 in (91.44 cm)

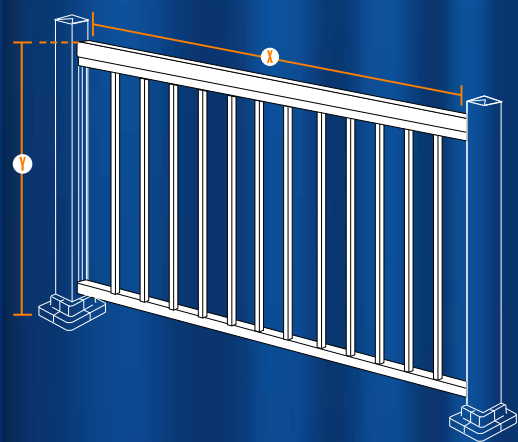
42 in (106.68 cm)

2 Lengths

45 in (114.30 cm)

59 in (149.86 cm)

72 in (182.88 cm)



Post Heights

36 in (91.44 cm)


42 in (106.68 cm)

Post Dimensions

3 in x 3 in (7.62 cm x 7.62 cm)

Posts MOUNTING Posts


- Uses
- For flat surfaces
 - For the top of stairs



OR

STAIR Posts

- Uses
- For the bottom of stairs



Heights

42 in (106.68 cm)

Can be cut for a 36 in high railing

Angular ADAPTERS

- Uses
- For odd angles

